

MATERIAL HANDLING



PLASTIC CRATES



300 SERIES

L	W	H
300	200	100
300	200	150
300	200	200



400 SERIES

L	W	H
400	300	100
400	300	150
400	300	175
400	300	220
400	300	275
400	300	320
400	300	80



500 SERIES

L	W	H
500	325	100
500	325	150
500	325	200
500	325	250
500	325	360



JUMBO


L	W	H
805	570	425



600 SERIES

L	W	H
600	400	80
600	400	120
600	400	175
600	400	180
600	400	225
600	400	245
600	400	275
600	400	285
600	400	325
600	400	350
600	400	380
600	400	425
600	400	485
650	450	315
650	450	485

AVAILABLE COLOURS



PLASTIC CRATES



SIDE PERFORATED

**AVAILABLE IN
500 SERIES AND 600 SERIES**



PERFORATED

**AVAILABLE IN
500 SERIES AND 600 SERIES**



MILK CRATE

L	W	H
470	378	123



EASY STACKING



RIGID & DURABLE

CRATE TROLLEY



600X400



650X450



805X570

PLASTIC BINS



MODEL	BINS		
	L	W	H
05	165	110	78
15	170	120	85
15n	185	115	90
25	225	150	125
35	295	210	160
45	350	215	200
50	515	310	200
60	250	180	130
80	380	230	170
100	380	320	170

BIN STAND




TYPES OF FRAMES		
FIXED TYPE	SINGLE SIDE MOUNTING	
MOVABLE TYPE	DOUBLE SIDE MOUNTING	
L	W	H
1350	1200	600

PLASTIC PALLET & METAL PALLET



PLAIN TOP 3 TON

L	W	H
1200	1000	125




NESTED TOP 1 TON

L	W	H
1200	1000	140



WOODEN TOP 1 TON

L	W	H
2400	1200	270
1800	1200	270



GRID PALLET 4 TON

L	W	H
1200	1000	160



CAGE PALLET 1 TON

L	W	H
1800	1200	1200



METAL PALLET 5 TON

L	W	H
1200	1000	140

PLASTIC PALLET AND PALLET CRATE



OIL SPILLAGE PALLET (4 DRUM)

1 TON

L	W	H
1300	1300	310



OIL SPILLAGE PALLET (2 DRUM)

0.6 TON

L	W	H
1300	660	310



PALLET CRATE

0.5 TON

L	W	H
1175	1000	1000




ROTO MOLD PALLET

1 TON

L	W	H
1300	660	150

SUPRA BINS



SB 4 with 1 No of HP SB 4/6
 SB 4 with 1 No of VP SB 4/5
 SB 6 with 1 No of HP SB 4/6
 SB 7X with 2 Nos of VP SB 7
 SB 7 with 2 Nos of VP SB 7

SB 5 with 2 Nos of VP SB 4/5
 SB 8 with 1 No of VP SB 8

Supra Bins fitted with Partitions.

◀ SUPRA BIN PARTITIONS

Other accessories used to optimize Supra Bin's usage are bin partitions.

Horizontal partition for SB 4 & SB 6
Art No : HP SB 4/6
 Standard Packing : 20 pcs. per ctn.

Vertical partition for SB 4 & SB 5
Art No : VP SB 4/5
 Standard Packing : 10 pcs. per ctn.

Vertical partition for SB 6
Art No : VP SB 6
 Standard Packing : 10 pcs. per ctn.

Vertical Partition for SB 7 & SB 7X
Art No : VP SB 7
 Standard Packing : 10 pcs. per ctn.

Vertical Partition for SB 8
Art No : VP SB 8
 Standard Packing : 10 pcs. per ctn.

LOUVRE PANELS ▶

The Louvre Panels are made from 1.5mm (T) CRCA steel duly powder coated in Light Grey RAL 7035 colour and are available in four sizes. These louvre panels can be easily fitted on walls, on FSS/C & FSS/LP 6 stands & SFT trolley.

Dimension of Louvre Panels	
Art No	Dimensions in mm
LP 1	457 (W) x 457 (H)
LP 2	457 (W) x 610 (H)
LP 3	457 (W) x 914 (H)
LP 6	457 (W) x 1829 (H)

All dimensions in mm approx.


Colour : Light Grey RAL 7035

Maximum No of bins per louvre panel				
Art No	LP 1	LP 2	LP 3	LP 6
SB 1	24	32	48	96
SB 2	16	20	32	64
SB 3	9	12	18	36
SB 4	6	8	12	24
SB 5	3	4	6	12
SB 6	6	8	12	24




Supra Bins Fitted on LP 1 Louvre Panel


LP 6
 Size : 457mm x 1829mm




LP 3
 Size : 457mm x 914mm



LP 2
 Size : 457mm x 610mm



LP 1
 Size : 457mm x 457mm




SUPRA BINS ON TUFF LOUVRE PANEL STANDS


ALKON TUFF SINGLE SIDED STAND : ATSSS ▶

These stands are made from M. S. Steel Rectangular Pipes of size 25mm (L) x 50mm (W) x 1.6mm (T).
 These stands are used to mount three panels of ATSLP 914mm (W) X 610mm (H) on single side.
 Dimension : 915mm (W) x 550mm (D) x 1925mm (H)
 Colour : Light Grey RAL 7035.
 Maximum No of Supra Bins mounted on Alkon Tuff Stands & Trolley shown as below :

ART NO	ALKON TUFF STAND		ALKON TUFF TROLLEY	
	Single Sided	Double Sided	Single Sided	Double Sided
SB 1	216	432	144	288
SB 2	144	288	90	180
SB 3	84	168	56	112
SB 4	60	120	40	80
SB 5	24	48	16	32
SB 6	60	120	40	80



ATSSS Stand
 Fitted with Supra Bins SB 4 on single side.



ATDSS Stand
 Fitted with Supra Bins SB 3 on both the sides.

◀ ALKON TUFF DOUBLE SIDED STAND : ATDSS

These stands are made from M. S. Steel Rectangular Pipes of size 25mm (L) x 50mm (W) x 1.6mm (T).
 These stands are used to mount three panels of ATSLP 914mm (W) X 610mm (H) on each side.
 Dimension : 915mm (W) x 700mm (D) x 1925mm (H)
 Colour : Light Grey RAL 7035.


ALKON TUFF TROLLEY : ATTB ▶

Alkon Tuff Trolleys are made from M. S. Steel Rectangular Pipes of size 25mm (L) x 50mm (W) x 1.6mm (T) duly powder coated in Light Grey RAL 7035 colour. Trolleys save time travelling to items stored in static shelving installations by putting all your small parts storage bins onto the trolley. Trolley can be used single sided or double sided as per requirement. Each trolley comes fitted with ergonomic plastic handles so that the trolley can be comfortably moved. The trolley is fitted with heavy duty swivel castors that offer ease of movement. Two of the castors are braked, which means the trolley can be secured when not in use.

Dimension : 995mm (W) x 700mm (D) x 1430mm(H)
 (Considering castor wheel extension width wise inclusive of handle)
 Colour : Light Grey RAL 7035.


Art No : ATTB

Trolley without Louvre Panels and Bins.
 (Order 2 Nos of ATSLP 914mm (W) x 610mm (H) for single side use and 4 Nos of ATSLP 914mm (W) x 610mm (H) for double side use separately).



ATTB TROLLEY
 Fitted with mixed Supra Bins on both the sides.

PANDA BIN SHELVING SYSTEMS



Open shelving system

Pigeon hole shelving system

Shelving system with bins



Panda Shelving System with shelves & back panels.



20mm diameter rolled edge All shelves with embossed **ALKON** logo.



Easy clips to facilitate quick assembly.



Rollpost caps fitted on the top edge of the rollpost.



Shelf fitted with Bolt size M6 x 12 view from outside.



Shelf fitted with easy clip.



Shelf fitted with Bolt size M6 x 12 view from inside.



Panda Shelving System with Shelves & Back Bracings

DOORS FOR PANDA SHELVING SYSTEMS




- Lockable doors for panda shelving systems are available in two heights of 1275mm and 1875mm.
- These doors are powder coated in the same colour as per the shelves and roll posts to make it uniform in appearance.
- Lockable doors secure and protect the stored contents from dust, damage and theft.
- Doors are modular in nature and can be added to the existing shelving systems.
- Doors can be used with add on shelving units and can only be fitted on every alternate bay of shelving unit .
- Doors can also be used on back to back add on shelving units.
- Doors are pivoted on two lintels, top lintel is mounted in line with the top shelf, the bottom lintel is mounted on the base level of the shelving unit due to which the usable height in the shelving system gets reduced .

ITEM	DESCRIPTION
ASUD 1275	Door set with lintel for 1275mm high PANDA SHELVING UNIT including 16 sets of Bolts & Nuts.
ASUD 1875	Door set with lintel for 1875mm high PANDA SHELVING UNIT including 16 sets of Bolts & Nuts.

PANDA SHELVING SYSTEMS



ASUB 1275



ASUB 1875



ASUB 2175



ASUB 2375

- Alkon Transparent Panda Bins and Panda Shelving Systems helps pharmacies to systematically store and retrieve medicines in an organized manner.
- Helps in quick and easy identification of medicines thereby improving the efficiency and retrieval time.
- Ergonomic in design which enhances outlook of the pharmacy or medical store.
- Systems are fully modular and are designed to suit the storage needs of medicines, tablets, liquid bottles and larger products.
- Flexible and can be adjusted at any stage without hampering day to day operations.
- Helps in achieving high density storage of products in the smallest of areas available.
- Bins / Bins Stoppers / Shelving Bodies / Shelves / Shelf partitions / Doors for shelving systems / Kick plates can be ordered separately as per your requirements.

Shelving System Finish

All Panda shelving components are manufactured in 0.8mm (T) CRCA steel and are duly powder coated in Light Grey RAL 7035 colour.

Capacity

Shelf load capacities as per the **UDL** (Uniformly Distributed Load) are listed below :

SHELF	SHELF SIZE IN MM			UDL
	Length	Width	Height	
ASUS 300	300	900	30	90 kg.
ASUS 400	400	900	30	80 kg.

All dimensions in mm approx.

STANDARD SIZE

System Heights (mm) 1275, 1875, 2175 & 2375

System Width (mm) 900

System Depths (mm) 300 & 400.

Transparent Panda Bins are available in 300 & 400mm deep as standard. Panda Bins are also available in 450, 500 & 600mm deep subject to MOQ.



PANDA PIGEON HOLE SHELVING SYSTEMS



Panda Pigeon Hole Shelving System :

are based on our standard 300mm & 400mm deep roll post shelving systems which have to be used with special shelves, shelf partitions and bin fronts. The system is modular in nature and is adjustable to your changing needs of storage.

Panda Pigeon Hole Shelving System Shelf :

These special shelves are made from 0.8mm CRCA steel duly powder coated in Light Grey RAL 7035 colour.
Art No : ASUS 300 PH




SHELF	SHELF SIZE IN MM			UDL
	Length	Width	Height	
ASUS 300 PH	300	900	30	90 Kg.
ASUS 400 PH	400	900	30	80 Kg.

Panda Pigeon Hole Shelf Fixed Partitions :

These special partitions Art No ASUSFP 300 PH & ASUSFP 400 PH are made from 0.8mm CRCA steel duly powder coated in Light Grey RAL 7035 colour, the partitions are designed to be used with panda pigeon hole shelves only. As per the design of the partition they get lodged in the slots which are on the lower end of the top shelf and on the shelf base on which they sit at the same time by which they cannot get dislodged from their location easily giving well defined pigeon hole locations for storing of products.

The height of the partition is 295mm and using these partitions the useable area between two shelves is 270mm.



Panda Pigeon Hole Shelving System Bin Front :

These special bin fronts are available in two heights of 85 mm and 135mm. They are made from 0.8mm CRCA steel duly powder coated in Light Grey RAL 7035 colour, these bin fronts are designed to be used with regular shelving systems and with panda pigeon hole shelving systems.

Art No : **ASUBF 85**

Dimensions : 85mm (H) x 900mm (W)

Art No. : **ASUBF 135**

Dimensions : 135mm (H) x 900mm (W)



DUST BINS



WHEEL WITH PEDAL

MODEL	90	120	240
VOLUME (LTS)	90	120	240
HEIGHT	770	980	1075
LENGTH	490	490	580
DEPTH	550	550	740



SWING BUCKET

MODEL	25	32	60	80
VOLUME (LTS)	05	32	60	80
DIA	375	380	475	510
HEIGHT	490	536	695	765



DOME LID

MODEL	60	80	110
VOLUME (LTS)	60	80	110
HEIGHT	900	900	940
LENGTH	360	430	500
DEPTH	360	430	500



SQUARE WITH PEDAL

MODEL	45	70	90
VOLUME (LTS)	45	70	90
HEIGHT	517	725	770
LENGTH	405	405	490
DEPTH	456	456	550

ROTO MOULD CRATE & ICE BOX



PROCESS TROLLEY

L	W	H	CAPACITY
1250	860	670	400 LTS
1100	900	710	500 LTS
1550	740	710	600 LTS
1330	1180	870	1000 LTS
1630	1180	870	1250 LTS
1930	1180	870	1500 LTS
1930	1200	1110	2000 LTS



ROTO MOULD CRATES

VOLUME (LTS)	LENGTH	WIDTH	HEIGHT
20L	400	300	220
40L	400	300	220
60L	500	315	255
70L	600	300	350
80L	600	400	385
110L	600	400	485
250L	820	560	600
600L	940	620	540



ICE BOX

MODEL	
6L	14L
25L	50L
60L	110L

ABOUT US

SPACE SAVERS, the suppliers of Pallet Racking, Light & Heavy Duty Storage Racks, Material Handling plastic Crates, Bins & Pallets. We offer innovative and high-performance storage system solutions that perfectly meet your requirements.

Our expertise is focused on Customized Creative Engineering, Flexible Storage Solutions and Assembly of materials in Warehouses to high specifications that support your business.

We have a well equipped Engineering Department where we develop & customize all the requirements from the early design for the manufacturing & production of your Racking solution on high quality yet affordable equipment and flexible system solutions that fit your needs.

OUR CLIENTS



SCM Garments Pvt Limited



S.P. APPARELS Ltd.
Dressing the world

A graphic element consisting of a grid of blue and orange squares and rectangles, arranged in a way that suggests depth and perspective, resembling a stylized 'S' or a storage unit.

SPACE SAVERS

STORAGE SOLUTIONS



COIMBATORE OFFICE

2/71-3, Avinashi Road, Sangothipalayam Pirvu
Kaniyur Post, Coimbatore - 641659

TIRUPPUR OFFICE

Shop no A7- 519, Miller bus stop
P.N road , Tiruppur-641602

REGISTERED OFFICE

475/7, Kamarajar road, Ramanuja Nagar, Coimbatore - 641015

PHONE : +91 94457 00112, +91 94457 00113, +91 94457 00114

E-mail: spacesavers15@gmail.com